


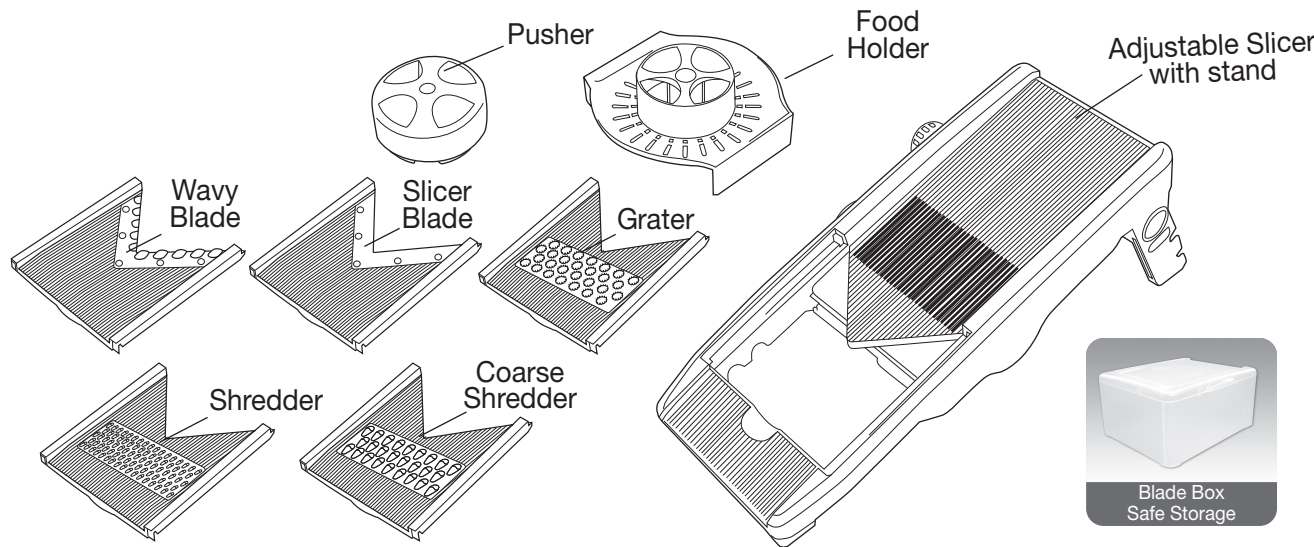
Surpahs V-shape Super Slicer User Manual

Model No.: WLVS-0105H


Please read the entire instruction manual before using the product and then save it for future reference. We reserve the right for any errors in text or images and any necessary changes made to technical data. In the event of technical problems or other queries, please contact our Customer Services. This manual can also be downloaded through www.surpahs.com

About Product Code


Please find your **Product Code** on the **Customer Card** that comes in the package, and register your product for **extended warranty**.




1. Affix food into the pins of food holder.



2. Unfold the stand and place on flat surface.




3. Insert slicer blade, press to lock.




4. Adjust thickness by switching Rear Knob back or forth.




5. Hold the stand and push food holder forward to slice.



6. Select 6mm or 9mm julienne blades by switching Front Knob.




7. Open julienne blade cover and use a brush to clean. Press to close the cover.



8. Lift the blade or push underneath.




9. Use wavy blade to cut wavy and waffle chips. To cut waffle chips, adjust thickness to 3mm, push food holder forward once, then turn to 90° and repeat.



10. Use coarse, fine shredder and grater, adjust the thickness to 0mm.



11. Fold the stand, the slicer can be used on other containers by fitting notches underneath.



12. Use citrus juicer, remove pusher and insert juicer head.



USE & CARE

- Sharp blades! Keep away from children!
- Use, wash and store with care.
- Use the food holder for safety.
- Cut food into small pieces to fit food holder.
- Top rack dishwasher safe; keep temperature below 65°C / 150°F.

- Hand wash for blade box.
- Avoid excessive use of detergent!
- Do not use blade box for food storage
- Do not put blade box in oven or microwave oven.

WARRANTY

This product is warranted against defects in materials and workmanship for one year from the date purchase, when used in accordance with the instructions provided. This warranty does not cover damages or wear resulting from accident, misuse, abuse, commercial use, or unauthorized adjustment and/or repair.

C8KE INC. shall not be liable for loss of use or any other incidental, consequential or indirect costs, expenses or damages. There are no express warranties except as listed above. This warranty gives you specific legal rights, and you may have other rights which vary from state to state.

Should this product require service (or replacement at our option) while under warranty, please visit website www.surpahs.com and submit a support ticket.

Surpahs®, C8KE INC.
501 Silverside Rd, Suite 105
Wilmington, DE 19809, USA
www.surpahs.com

Designed & Engineered in Hong Kong
by York Wong



Scan for shopping
and support