

# User Manual

Digital Body Scale STT-1110

## Features

- ◇ Capacity: 180kg / 397lb / 28st: 5lb
- ◇ Division: 0.1kg / 0.2lb
- ◇ Weight unit: kg / lb / st: lb
- ◇ Minimal weight: 5kg
- ◇ Function key: UNIT
- ◇ Display: Positive LCD
- ◇ Battery: 1\*CR2032
- ◇ Auto on or press UNIT to switch on
- ◇ Auto off function

## LCD display



## Function indication

- ◇ UNIT: Press "UNIT" to select desired unit in weighing mode.

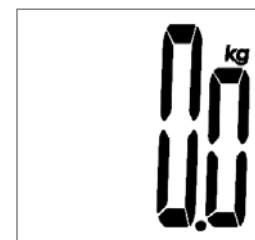
## Operation instruction

### I. Select unit before use

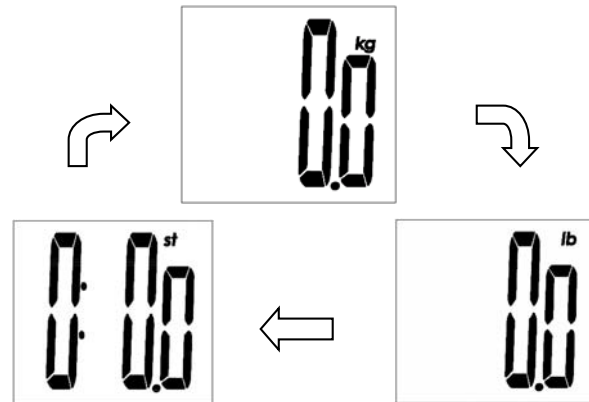
- Open the battery door at the back of the scale.
- Put the batteries in and ensure +/- terminals are correct. The LCD will be on as below.



- Close the battery door and wait until "0.0kg" is shown.



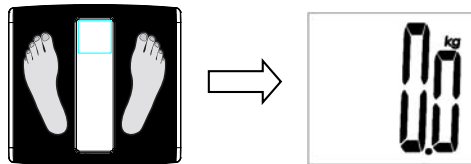
d) Press "UNIT" to select the desired unit.



**Note:** Please put the scale on flat hard ground when finishing selecting unit. Wait for a few seconds, then you may start measuring according to the measuring procedure below. If there is not any operation in weighing mode, the scale will turn off automatically after about 10s.

## II. Measuring(Unit kg selected)

- a) Please put the scale on flat hard ground.
- b) Please stand on the platform directly to switch on.



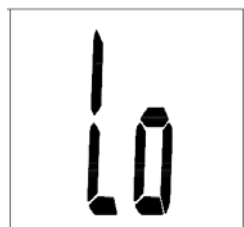
c) Stand still and the weight data will be locked automatically with blinking twice when stable. Then the scale will turn off after about 10s.



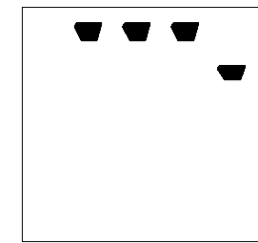
**Note:** If you want to measure once again, please step off, then step on the platform again.

### Indication message

a) Low battery indication. When "Lo" is shown, the scale will turn off after a few seconds and please change the batteries.



b) Overload indication. Please remove the weight on the scale to protect the loadcells.



### Reminder

- a) Please do not put the scale on carpet.
- b) If the scale is not to be used for a long period, please remove the batteries.
- c) Clean the scale with a slightly damp cloth, DO NOT immerse the scale in water or use chemical/abrasive cleaning agents.